

# 01 CLC - Calcutta Leather Complex



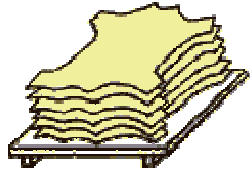


# 02 Gerbereiareal in Bantala

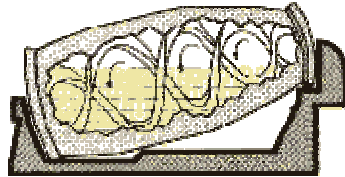


# 03 Schritte in der Lederverarbeitung

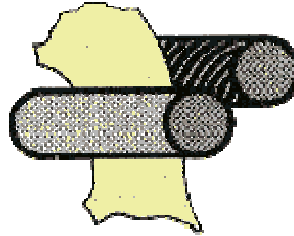
Konservieren



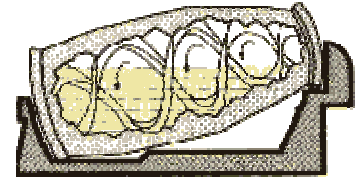
Enthaaren



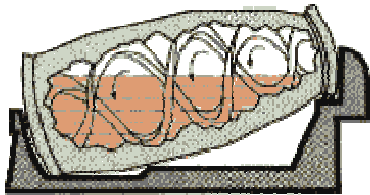
Unterhaut entfernen




Reinigen



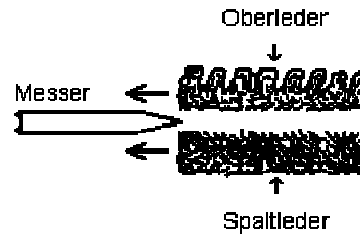
Gerben




Sortieren



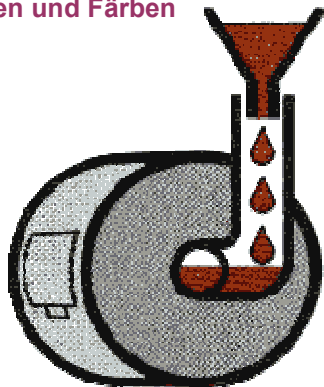
Spalten



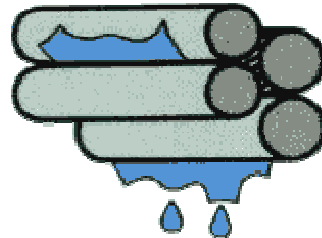
Dickenregulierung




Fetten und Färben



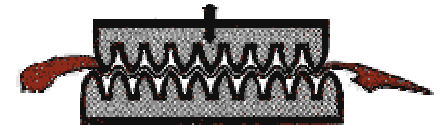
Entwässern



Trocknen



Endbearbeitung





# 04 Vorbereiten der Lederhäute





# 05 Die Gerbung





# 06 Mineralische Gerbung „Wet Blue“





# 07 Vegetabile Gerbung „Wet White“



# 08 Das „Grading“





# 09 Das „Splitting“ und „Shaving“





# 10 Färben, Fetten, Millen





# 10 Sonnentrocknung auf dem Dach



# 12 Trocknen durch Spannen und Hängen





